

STANDARD

2- and 3-POINT Actuators

2.22

Application

The JOVENTA STANDARD electric damper-actuator series is designed to operate air dampers in ventilation and air conditioning systems.

The compact design and universal adapter fitted with limitation of rotation angle make this JOVENTA actuator highly versatile.

Key features

- 2- or 3-point control
- Load-independent running time
- Up to 5 actuators in parallel operation possible
- Plug-in terminal block connection
- Simple direct-mount with universal adapter on Ø 10 mm to 20 mm shaft or square shaft from 10 mm to 16 mm. 48 mm minimum damper shaft length
- Selectable direction of rotation
- Limitation of rotation angle
- Manual release button
- 2 adjustable auxiliary switches
See back page for settings
- Automatic shut-off at end position (overload switch)
- Energy saving at end positions
- Actuators available with 1 m halogen-free cable
- Customized versions available
- Devices meet CE requirements

Accessories

- ZK damper linkage selection
- ZKG ball joints
(see product sheet 6.10)

Nomenclature/Specification/Technical data

DAG1	AC/DC24V	
DAG1.S	AC/DC24V	with 2 auxiliary switches
DAG1.P1	AC/DC24V	with 1000 Ω feedback potentiometer
DAG1.P2	AC/DC24V	with 140 Ω feedback potentiometer
DAG2	AC230V	
DAG2.S	AC230V	with 2 auxiliary switches
DAG2.P1	AC230V	with 1000 Ω feedback potentiometer
DAG2.P2	AC230V	with 140 Ω feedback potentiometer
.....K		with 1 m halogen-free cable

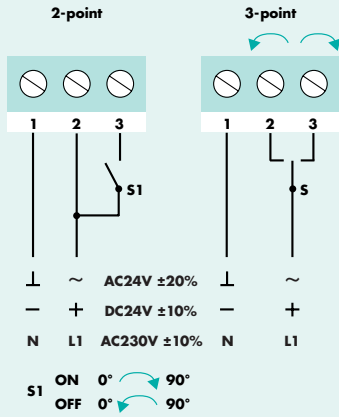
Actuator	DAG1.(S)(P..)	DAG2.(S)(P..)
Torque	32 Nm	32 Nm
Damper area*	6.0 m ²	6.0 m ²
Running time	140 s	140 s
Supply voltage	AC/DC24V	AC230V
Frequency	50-60 Hz	50-60 Hz
Power consumption		
- Running	4.0 W	5.5 W
- At end position	0.5 W	1.0 W
Dimensioning	3.0VA / 3.4A @ 2 ms	4.5VA / 0.25A @ 2 ms
Weight	1.1 kg	1.2 kg
Control signal	2-point or 3-point	
Position signal	Potentiometer	
Angle of rotation/working range	90° (93° mech.)	
Angle of rotation/limitation	5°...85° in 5° < steps	
Service lifetime	60,000 rotations	
Auxiliary switches	3(1.5)A, AC230V	
Setting range / adjustable	5°...85° < infinity	
Potentiometer load	0.5 W	
Tolerance	±10%	
Noise level	45 dB (A)	
Protection class	II	
Degree of protection	IP 54 (cable downwards)	
Cable aperture connection	M16 x 1.5	
Mode of action	Type 1	
Ambient conditions		
- Operating temperature	-20...+50°C / IEC 721-3-3	
- Storage temperature	-30...+60°C / IEC 721-3-2	
- Humidity	5...95% r.F.	
Service	Maintenance-free	
Standards	Mechanics	EN 60 529 / EN 60 730-2-14
	Electronics	EN 60 730-2-14
	EMC Emissions	EN 50 081-1:92 / IEC 61 000-6-3:96
	EMC Immunity	EN 50 082-2:95 / IEC 61 000-6-2:99

STANDARD

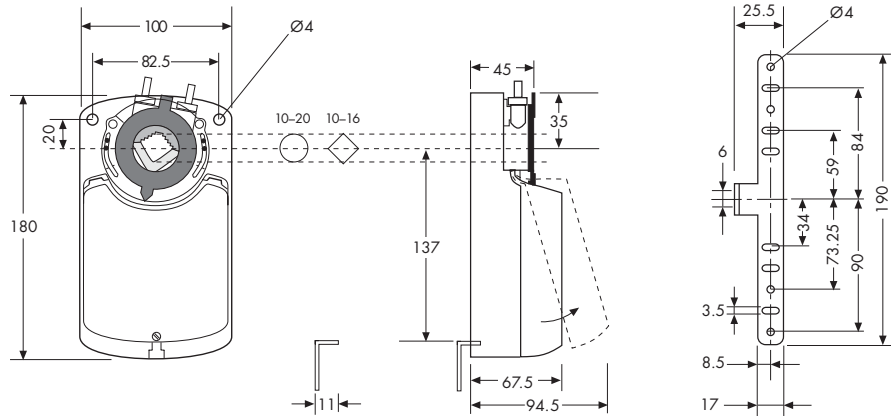
2- and 3-POINT Actuators

2.22

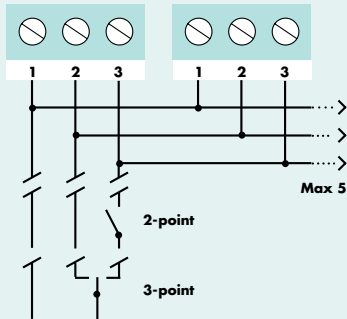
Wiring diagram



Dimensions in mm




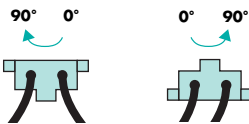
Parallel connections



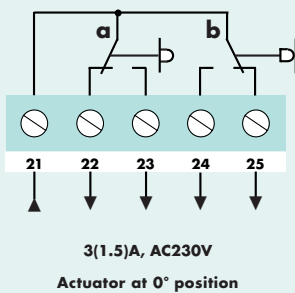
Changing the direction of rotation

The direction of rotation can be changed by reversing plug **c**

Factory setting



Auxiliary switches (S)



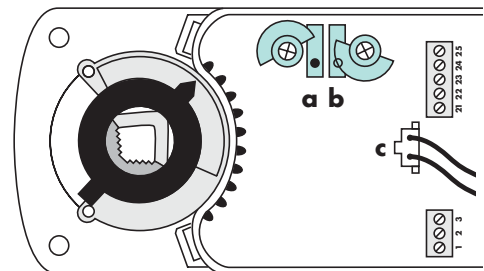
Setting the auxiliary switches

Factory setting

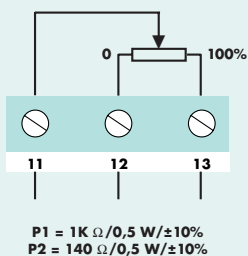
Switch **a** at 10°

Switch **b** at 80°

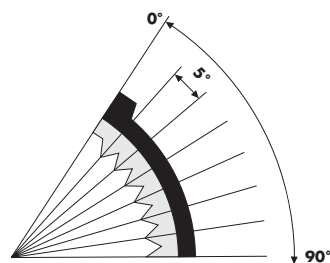
The switching position can be manually changed to any required position by turning the ratchet.



Potentiometer (P)



Limitation of rotation angle



Adapter release

